



# Mallet Resource Guide

---

TOTAL PERCUSSION SERIES







SK-285



YX-230



# Total Percussion

From beginner percussion and snare packages to concert and marching instruments, Yamaha has everything students and schools need to reach their full potential. <http://4wrd.it/TotalPerc>



SBK-350



SCK-350





# Mallet Resource Guide

---

TOTAL PERCUSSION SERIES

Edited and compiled by Dr. Dave Gerhart; Yamaha Corporation of America Product Manager, Percussion

We created this guide to help establish a solid foundation on which to build technical and musical skills. This book is a supplemental guide to any classroom method book and includes exercises, scales and études. All of us at Yamaha wish you great success.

## Contents

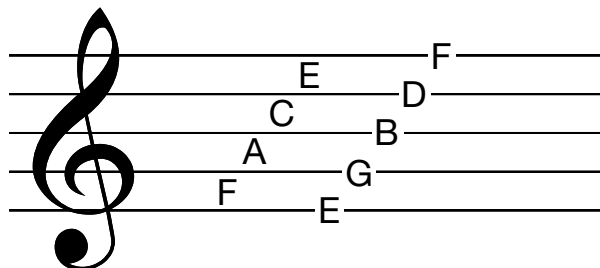
Music Fundamentals.....	2
Hand Warm-ups.....	4
Major Scales .....	6
Scale Patterns.....	8
Études .....	10



# Music Fundamentals

## Treble Clef


It is important to memorize the lines and spaces of the staff. Below is the treble clef with the letter names.



## Major Scale

A major scale is constructed by arranging whole steps and half steps in the following pattern:

Whole **Whole** Half **Whole** **Whole** **Whole** Half



## Note Values

Name	Note	Rest	Beats	$\frac{4}{4}$
Whole			4	
Half			2	
Quarter			1	
Eighth			1/2	
Sixteenth			1/4	

## Dynamics - Six Volume Levels

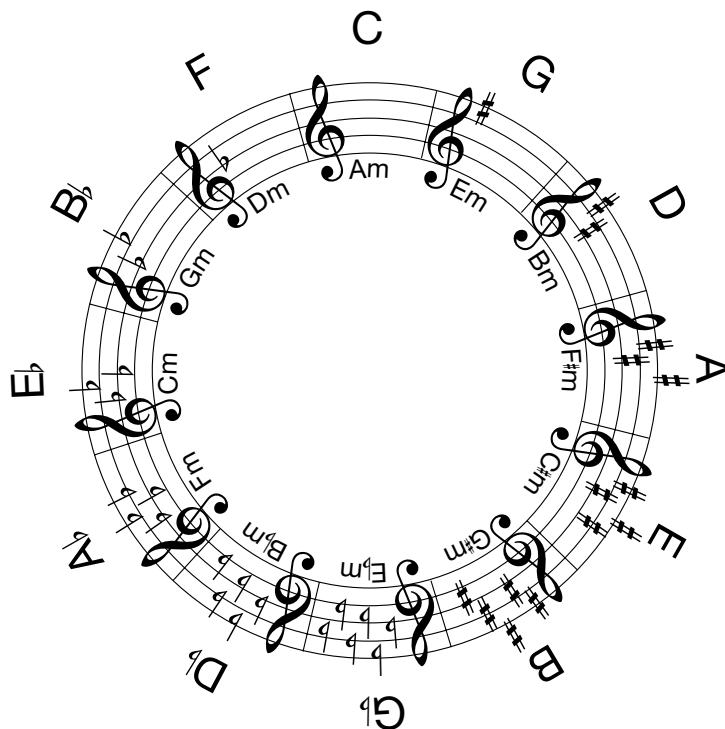
<i>pp</i>	pianissimo	very soft
<i>p</i>	piano	soft
<i>mp</i>	mezzo-piano	fairly soft (medium soft)
<i>mf</i>	mezzo-forte	fairly loud (medium loud)
<i>f</i>	forte	loud
<i>ff</i>	fortissimo	very loud



---

## Circle of Fifths

The circle of fifths is a tool for musicians to help determine the key signature for any scale. For example, the key signature for E major has four sharps.



## Glossary of Percussion Strokes

There may be as many names and descriptions of good stroke technique as there are good drummers. The list below is offered as an informative guide. It is important to practice each separately so you may then put them together successfully.

**Natural Stroke** or **Legato Stroke**: A stroke that starts at any height, plays, then returns to its original height. It flows in constant motion rather than stopping and starting. Also called Rebound Stroke or Full Stroke.

**Tap**: A stroke that starts low, plays, then returns to its low starting place. It is a soft natural/legato stroke.

**Down Stroke**: A stroke that starts high, plays, then is stopped close to the drum. Also called Controlled Stroke or Marcato Stroke.

**Up Stroke**: A stroke that starts low, plays, then lifts the stick/mallet head above the player's hands.

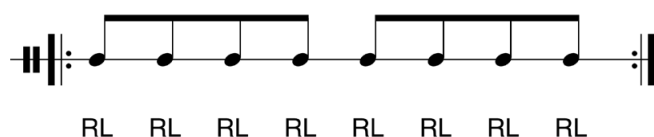
**Multiple Bounce**: Strokes that are used to play a smooth "closed" roll. Also called Buzz or Z Strokes. The roll that is produced by using this stroke is called Multiple-Bounce, Buzz, Z, Orchestral, Concert or Closed.



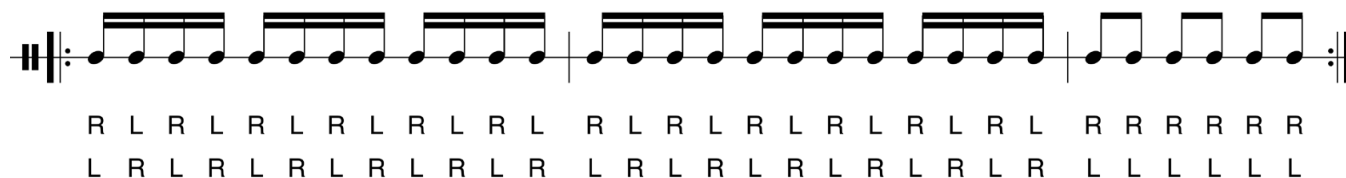
# Hand Warm-ups

Warm-ups are an essential part of any physical activity. Below are several warm-up exercises that can be played on a practice pad or any mallet instrument. It is important to spend 5-10 minutes warming-up before playing your musical instrument.

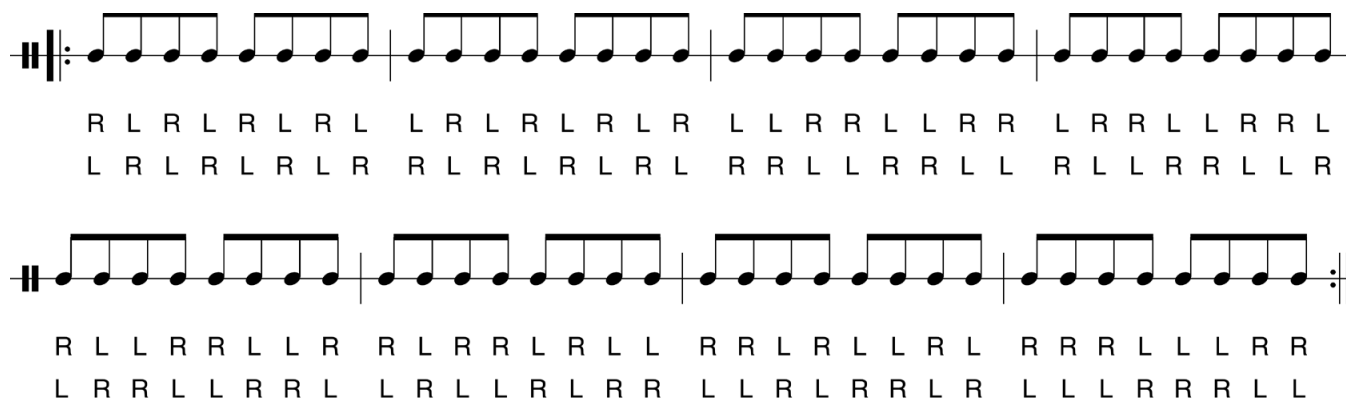
## A 8th Notes - Hands Together



## B Singles



## C Sticking Exercises





D

R R R R R R R R R R R R R R R R
   
 L L L L L L L L L L L L L L L L

R R R R R R R R R R R R R R R R
   
 L L L L L L L L L L L L L L L L

R R R R R R R R R R R R R R R R
   
 L L L L L L L L L L L L L L L L

E

The image shows two musical staves. The top staff begins with a double bar line and a key signature of one sharp (F#). It contains a sequence of notes with stems, some of which are beamed together in groups of four. Below the staff, a series of 'R' and 'L' characters indicate fingerings for each note. The bottom staff also begins with a double bar line and a key signature of one sharp. It contains a similar sequence of notes with stems and beamed groups. Below this staff, another series of 'R' and 'L' characters indicates fingerings. The notation is minimalist, focusing on rhythm and fingering rather than pitch.

F

[illegible]



---

# Major Scales

---

In western music, the major scale is one of the most common scales. A major scale is constructed by arranging whole steps and half steps in the following pattern: **Whole Whole Half Whole Whole Whole Half**.

Below is the list of all 14 major scales. Play through each scale and memorize them all.

## C Major



## G Major



## D Major



## A Major



## E Major



## F# Major



## C# Major





---

**F Major**



**Bb Major**



**Eb Major**



**Ab Major**



**Db Major**



**Gb Major**



**Cb Major**





# Scale Patterns

Once you have become familiar with the major scales, practice the following scale patterns/exercises utilizing all of the major scales. The exercises are written in C major but make sure you play through them in all the major keys.


A




B



C



D





E



F





# Études

## Ode to Joy

Ludwig van Beethoven

Three staves of music for 'Ode to Joy' in 4/4 time. The first staff begins with a treble clef and a 4/4 time signature, marked *mf*. The second staff is marked *p*. The third staff is marked *f* and ends with a double bar line.

## Piano Piece

Wolfgang Amadeus Mozart

Three staves of music for 'Piano Piece' in 4/4 time. The first staff begins with a treble clef and a key signature of one flat (B-flat), marked *mp*. The second staff is marked *mf*. The third staff ends with a double bar line.



## Minuet

Wolfgang Amadeus Mozart

Three staves of music in 3/4 time, key of B-flat major. The first staff begins with a *mf* dynamic and ends with a *p* dynamic. The second staff begins with a *mp* dynamic and ends with a *mf* dynamic. The third staff begins with a *f* dynamic and ends with a double bar line.

## Andante

Wolfgang Amadeus Mozart

Four staves of music in 4/4 time, key of B-flat major. The first staff begins with a *f* dynamic and ends with a *p* dynamic. The second staff begins with a *mf* dynamic. The third staff begins with a *f* dynamic. The fourth staff begins with a *p* dynamic and ends with a *f* dynamic.



# Études

## Russian Dance (From the Nutcracker Suite)

Pyotr Ilyich Tchaikovsky

*f* *p*

*f* *p*

*f*

## Gavotte

François-Joseph Gossec

*p*

*p* *mf*

*f* *p*



## Ein Männlein steht im Walde (German Folk Song)

August Heinrich Hoffmann von Fallersleben

Three staves of music in treble clef, key of D major (three sharps), and 2/4 time. The first staff begins with a mezzo-piano (*mp*) dynamic. The second staff begins with a forte (*f*) dynamic. The piece concludes with a double bar line on the third staff.

## Spring (from The Four Seasons)

Antonio Vivaldi

Five staves of music in treble clef, key of D major (three sharps), and 2/4 time. The first staff begins with a forte (*f*) dynamic. The second staff begins with a piano (*p*) dynamic. The third staff begins with a forte (*f*) dynamic. The fourth staff begins with a piano (*p*) dynamic. The piece concludes with a double bar line on the fifth staff.





# Mallet Resource Guide

---

TOTAL PERCUSSION SERIES

@YamahaMusicUSA

