



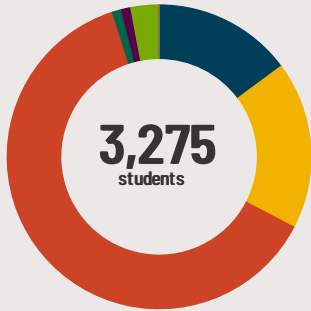
Joliet Central High School

201 E Jefferson St Joliet, IL 60432 (815) 727-6740

Grades: 9 - 12
District: Joliet Twp HSD 204

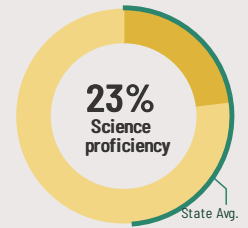

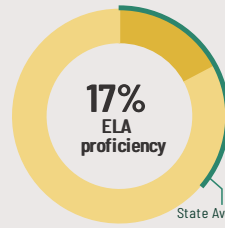
Principal: Mr. Shad Hallihan
Superintendent: Dr. Karla Guseman

Fast Facts



Student Characteristics

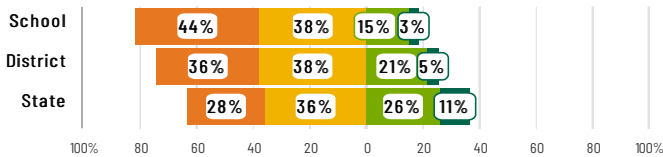
White	15%
Black	18%
Hispanic	63%
Asian	1%
American Indian	1%
Two or More Races	3%
Pacific Islander	0%
Low Income	73%
English Learners	11%
With IEPs	16%
With Disabilities	-
Homeless	2%



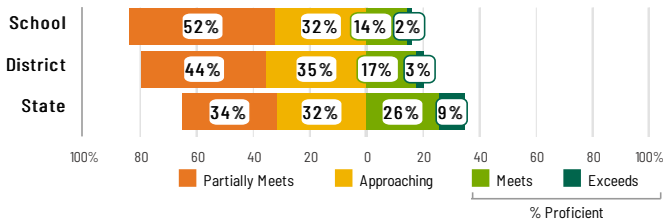
Academic Success

High school students take the SAT in English Language Arts and Math. The display shows SAT ELA & Math results in four performance levels.

English Language Arts



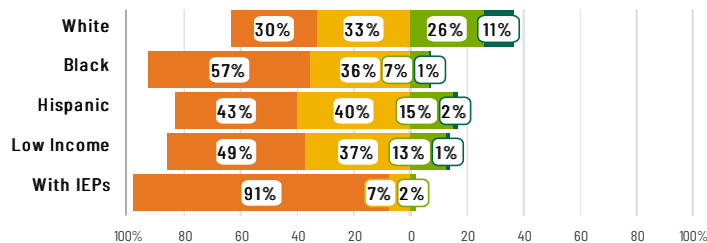
Mathematics



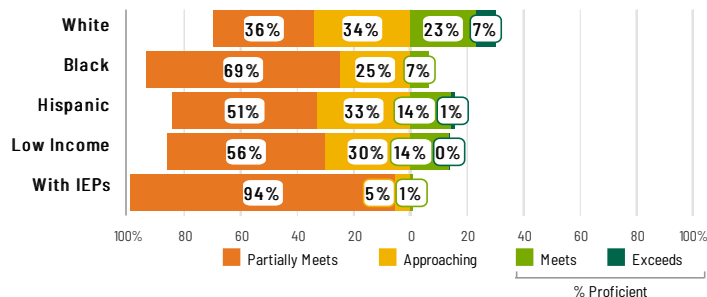
Success by Student Group

This display shows SAT ELA & Math performance levels for each student group. No data is shown for groups with fewer than 10 students.

English Language Arts



Mathematics



School Environment



The **5Essentials Survey** allows students in grades 6-12 and all teachers to share their perspectives on essential conditions for learning. The anonymous survey consists of 5 components.

- Most implementation
- More implementation
- Average implementation
- Less implementation
- Least implementation
- Not Applicable/Low Response

Response Rates

Students	67%
Teachers	61%

Average Effective Leaders

Do principals and teachers implement a shared vision for success?

Average Collaborative Teachers

Do teachers collaborate to promote professional growth?

Average Ambitious Instruction

Are classes challenging and engaging?

Average Supportive Environment

Is the school safe, demanding, and supportive?

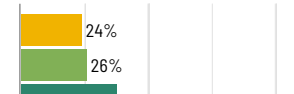
Average Involved Families

Does the entire staff build strong external relationships?

College Readiness

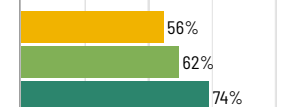
Early College Coursework

Students taking early college coursework in grades 10, 11, and 12



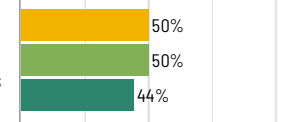
Postsecondary Enrollment

Students who enroll at colleges and universities



Community College Remediation (lower is better)

Students enrolled in Illinois community colleges who require remedial coursework



Graduation Rate

Percentage of students who graduated within 4 years



0% 25 50 75 100%
School District State



Joliet Central High School

School Highlights

Academic Courses

Joliet Central offers a full range of academic courses to meet the needs of all learners. An extensive selection of College Prep, Honors, Advanced Placement (AP) and Dual Credit classes are available. In addition, in February 2017, Joliet Township was named the AP District of the Year by the College Board.

Physical Education, Health and Wellness

Joliet Central offers comprehensive Physical Education and Health classes. All PE tracks are designed to meet a variety of student interests such as outdoor education, lifetime fitness, recreational strength training and athletic performance. Health is a required one semester class to improve and maintain healthy lifestyles and personal wellness.

Other Programs and Activities

All students are provided with netbooks that they can use in school and at home as part of the 1:1 initiative. This allows students to access their education beyond the walls of the classroom on a 24/7 basis. The JT Learn platform provides the students with the essential technology skills necessary for post-secondary success.

School Awards

During 2016-2017, 26 students were Illinois State Scholars, and 7 students were named AP Scholars by the College Board in recognition of their exceptional achievement on Advanced Placement Exams. Joliet Township was named College Board AP District of the Year. Each year the number of students taking exams increases while scores continue to rise.

Career Development Courses and Programs

Sophomores enter a career-themed academy that is designed to increase student achievement by offering a small learning environment within a large school setting. Students complete a Job Shadowing experience relevant to their career interest and academy. Students learn about the abilities and aptitudes necessary for success in their career path.

Athletics

Central offers over 40 IHSA/SPC athletics and activities, which include chess, badminton, interpretive drama, swimming, competitive drama, golf, bass fishing and more. 14 athletic teams were awarded the IHSA Team Academic Achievement Award for 2016-2017. The team award recognizes those that maintain a GPA of 3.0 or higher throughout the season.

School Personnel Resources

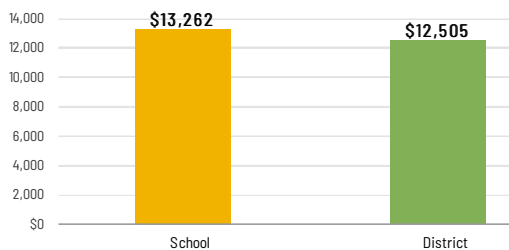
Joliet Central has 9 counselors, 5 deans, 1 nurse, 3 social workers, and 1 Student Assistance Coordinator. In addition, a partnership with various community agencies (YESS) provides additional resources for students.

Facilities

The original 1901 building along with several additions and renovations provides students with a unique blend of learning in historical landmark with state of the art classrooms, labs, and amenities. A Student Center addition was completed in 2016, and has received awards for architectural design and historic preservation.

School-Level Finance

The Every Student Succeeds Act requires LEAs to report school-level expenditure data, beginning with School Year 18-19 data. LEAs are required to report actual personnel and non-personnel expenditures of both site-specific and district centralized expenditures. Expenditures are shown at the site level and must be disaggregated by source of funds (federal vs. state/local). These data are self-reported and may differ from AFR data.



Educator Measures

This school has had **2 principal(s)** over the past 6 years. In the last three years, an average of **91% of teachers** return to this school each year.

Student Attendance and Mobility

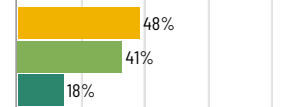
Attendance Rate

Rate at which students are present at school, not including excused or unexcused absences



Chronic Absenteeism

Percentage of students who miss 10% or more of school days per year either with or without a valid excuse



Student Mobility

Percentage of students who transfer in or out of the school during the school year, not including graduates



Teacher Retention

Percentage of full time teachers who return to the same school year to year



0% 25 50 75 100%
School District State

FOR MORE INFORMATION

Visit IllinoisReportCard.com to see additional details about each item of information for this school. There you will find charts spanning multiple years, detailed explanations, resources, more of the school's programs and activities, and powerful tools that let you dig deeper into data.

Most of this data has been collected by ISBE from school districts through data systems. Some information, such as the School Highlights, is entered directly by principals and can be updated throughout the year.